



WESTERN STAR

47X

49X



X-SERIES VOCATIONAL

# SIMPLY THE BEST TRUCKS

WE'VE EVER BUILT.

**WESTERN STAR TRUCKS** have always been built to deliver more. More durability, more dependability and more value. And with the all-new X-Series family of vocational trucks, we've taken that commitment even farther. These are trucks that break new ground both on the jobsite and in how the job gets done.

They break new ground in safety, in strength, in technology, in reliability and in what it means to build the world's toughest trucks. They are trucks born from hard work, with a heritage of performing in a world of unforgiving conditions, just like the people who own them. That's why we believe you don't just buy a Western Star, you earn it. So, whether you've owned Western Star for years or never have before, it's time to break new ground with both the all-new 47X and the all-new 49X.

## BUILT WITH ONE GOAL IN MIND

We spent half a decade designing and engineering our all-new X-Series lineup of trucks to be the best vocational trucks on the market. Period. To achieve that, they had to meet seven benchmarks we established at the start of the project. And we put them to the test to make sure they delivered on every one of them.




LEGENDARY DURABILITY



SUPERIOR OPERATOR COMFORT



PROVEN POWERTRAIN OPTIONS



BEST-IN-CLASS SAFETY



EASY UPFIT



PURPOSE-BUILT



MAXIMIZED UPTIME


TESTING



CAB INTEGRITY TEST



DURABILITY INSPECTION



FRAME TWIST TEST



CAB CRUSH TEST

# PROVEN.

## LIKE NO OTHER.

The Western Star X-Series family of trucks have been tested like no other Western Star before. Built from the ground up using an incredible selection of new parts developed specifically to survive the challenges of the vocational market, and matched with cutting-edge technology to make that performance even better. Then we tested them – every nut, bolt and component to simulate 15 years of use. In the end, every component exceeded our already demanding standards. Because a Western Star truck has to pass our tests before you can put it to yours.




MADRAS FRAME TWIST DURABILITY TRACK




SHAKE TEST



MADRAS ROUGH ROAD TESTING TRACK



DOOR SLAM TEST



CAB SHAKER DURABILITY TEST



MADRAS DURABILITY TRACK



BEMIDJI WINTER TEST

The X-Series toolkit just got more versatile

# GETTING THE JOB DONE

## IS NOW TWICE AS EASY.

When you need a tough truck, Western Star has always been the right choice. And with our X-Series trucks, the toughness Western Star has always been known for is taken to the next level. Both the 47X and 49X are engineered from the ground up to deliver decades of dependable performance. In fact, the 49X represented an industry-changing level of advancement for vocational trucks, delivering power, durability and technology for applications like heavy haul, logging and construction.

And with the addition of the 47X, the reach of the X-Series is extended into even more applications, with a number of new features including a shorter hood and a shorter 110.8" BBC. This shorter configuration is ideal for applications that require optimized equipment packaging to meet local overall vehicle length requirements and applications that need to adhere to bridge laws. So, no matter what job you need to do, there are two purpose-built tools to do it.



111.6"



121.5"

### 47X SPECIFICATIONS

#### ENGINE DISPLACEMENT

9L to 13L

#### HORSEPOWER / TORQUE

260/860 to 525/1,850

#### BUMPER TO BACK OF CAB

111.6" (110.8" WITH SF BRIDGE FORMULA BUMPER MOUNTING)

#### FORWARD VISIBILITY\*

21.7'

#### AIR FILTRATION EFFICIENCY AND DUST CAPACITY

Very Good

#### AVAILABLE SLEEPER LENGTHS

36"/48"

#### TURNING RADIUS (20 FOOT BODY LENGTH)

34.0'

### 49X SPECIFICATIONS

#### ENGINE DISPLACEMENT

12L to 16L

#### HORSEPOWER / TORQUE

350/1,350 to 605/2,050

#### BUMPER TO BACK OF CAB

121.5"

#### FORWARD VISIBILITY\*

24.8'

#### AIR FILTRATION EFFICIENCY AND DUST CAPACITY

Excellent

#### AVAILABLE SLEEPER LENGTHS

36"/48"/60"/72"

#### TURNING RADIUS (20 FOOT BODY LENGTH)

35.4'

\*Driver visibility over center of hood.



## LEGENDARY DURABILITY

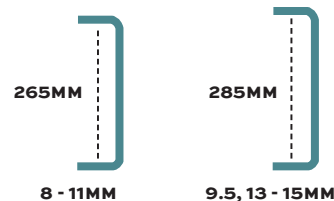
All-new heavy-duty vocational chassis

# ALWAYS BUILD

## ON A STRONG FOUNDATION.

The X-Series features an all-new heavy-duty vocational frame, engineered and built from the ground up to meet the demands of severe applications while still being lighter weight, more durable, easier to service and extremely truck equipment manufacturer friendly. That means from the start you'll have a truck that can handle more payload and deliver greater uptime for improved profitability.

### FRAME HEIGHTS




FRAME	RBM (MILLION INCH-LBS)
8MM	1.8
9MM	2.0
9.5MM	2.5
11MM	2.5
13MM	3.2
15MM	3.8
13MM WITH 6MM REINFORCEMENT	4.5
15MM WITH 9MM REINFORCEMENT	5.6



### SPLAYED FRAME RAILS

Splayed frame shape at the front of the chassis allows for lower engine and radiator packaging that optimizes hood slope for increased visibility and safety, as well as improved engine serviceability.



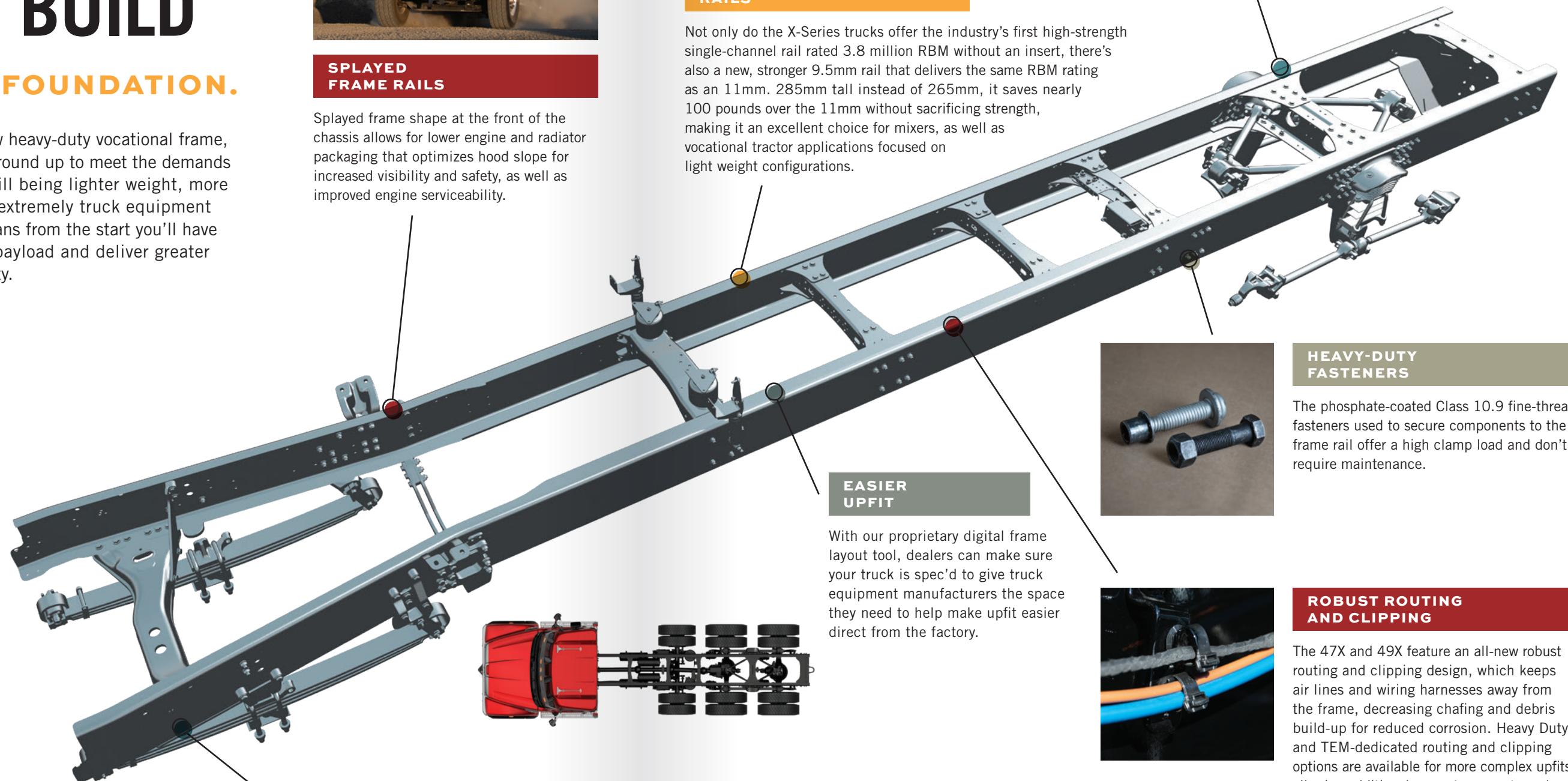
### SINGLE-CHANNEL RAILS

Not only do the X-Series trucks offer the industry's first high-strength single-channel rail rated 3.8 million RBM without an insert, there's also a new, stronger 9.5mm rail that delivers the same RBM rating as an 11mm. 285mm tall instead of 265mm, it saves nearly 100 pounds over the 11mm without sacrificing strength, making it an excellent choice for mixers, as well as vocational tractor applications focused on light weight configurations.



### STANDARD ALUMINUM CROSSMEMBERS

Cast aluminum forward, rear suspension and end-of-frame crossmembers are standard across the X-Series vocational lineup to provide greater weight savings.



### EASIER UPFIT

With our proprietary digital frame layout tool, dealers can make sure your truck is spec'd to give truck equipment manufacturers the space they need to help make upfit easier direct from the factory.

### HEAVY-DUTY FASTENERS

The phosphate-coated Class 10.9 fine-thread fasteners used to secure components to the frame rail offer a high clamp load and don't require maintenance.



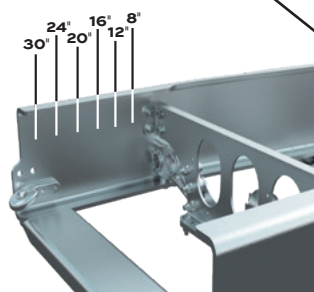
### ROBUST ROUTING AND CLIPPING

The 47X and 49X feature an all-new robust routing and clipping design, which keeps air lines and wiring harnesses away from the frame, decreasing chafing and debris build-up for reduced corrosion. Heavy Duty and TEM-dedicated routing and clipping options are available for more complex upfits, allowing additional space to separate and route air lines, harness bundles and more.



### FULL PARENT FRONT FRAME RAIL EXTENSION OPTIONS

Multiple parent rail front frame extension options are available, eliminating the need for bolt-on extensions or reinforcements.



### FRONT TOW ASSEMBLY OPTIONS

A number of towing device options are available to give you the purpose-built truck you need. They are all mounted directly to the front frame head for incredible strength, allowing you to pull your truck free without damage, even when using a bulldozer – with up to 140,000-lb tow capacity for extreme-duty applications like logging, when you have to be pulled out of the mud with a full load.





LEGENDARY DURABILITY

Lightweight, steel-reinforced cab

# THE EVOLUTION OF TOUGH.

## THE X-SERIES CAB.

Western Star has always set the standard for building some of the toughest and safest cabs around. We continue that tradition with our new X-Series vocational cab. The X-Series cab is engineered to handle the toughest jobs in the most unforgiving environments. Constructed from aluminum and enhanced with steel reinforcements, this new cab is lighter, safer, stronger and more spacious than any Western Star cab before. All of which adds up to a cab that is designed to protect and retain operators while delivering greater payload and uptime.



### THE X-SERIES DOOR

Designed as an integral part of the steel-reinforced aluminum cab structure, the new X-Series door is crafted from rugged steel using state-of-the-art tooling to ensure unmatched fit and finish, then galvanized and hem-sealed for complete corrosion resistance. The door is integrated with the cab utilizing forged steel hinges, which were slam tested to simulate 15 years of use so you know it will survive even your toughest days on the toughest jobsites.



### STRUCTURAL OPTIMIZATION

Our engineers use state-of-the-art topology optimization technology to place structural material and reinforcements strategically to minimize weight while maximizing toughness and safety.

- > Backwall Header Reinforcement
- > Increased A-Pillar Section Size and Strength
- > B-Pillar Reinforcement
- > Hinge Reinforcements



### TRENCH-STYLE LOW ROOF

Composite roof with a lowered center section enables optimized packaging of overcab equipment, giving you a purpose-built vehicle that minimizes overall vehicle height while maximizing interior headroom and door openings.



### VOCATIONALLY TUNED CAB MOUNT SYSTEM

The X-Series cab mount system features vocationally tuned cab isolators designed to reduce operator fatigue by providing optimal cab stability, helping deliver the incredibly comfortable ride Western Star is known for.

### ENGINE TUNNEL

Quiet Steel® engine tunnel reduces engine noise intrusion into the cab to provide a premium operating environment.

\*Quiet Steel is a registered trademark of Material Sciences Corporation



**LEGENDARY DURABILITY**

*Tough by design exterior*

**DURABLE, LONG-LASTING ALL METAL BRIGHTWORK**

- Intake covers
- Grille
- Grille surround
- Sun visor
- Bumper

**DUAL STAINLESS STEEL AIR INTAKE COVERS**

**EASY-ACCESS, GLOVE-FRIENDLY HOOD LATCHES**

**HOOD REINFORCEMENTS FOR AUXILIARY MIRRORS**

**DOUBLE-LAYERED, IMPACT-RESISTANT FENDERS**

**STAINLESS STEEL RADIATOR-MOUNTED GRILLE**

**ROBUST ALUMINUM RADIATOR**

**STRUT-ASSISTED HOOD OPENING AND CLOSING WITH STANDARD SAFETY LOCK**

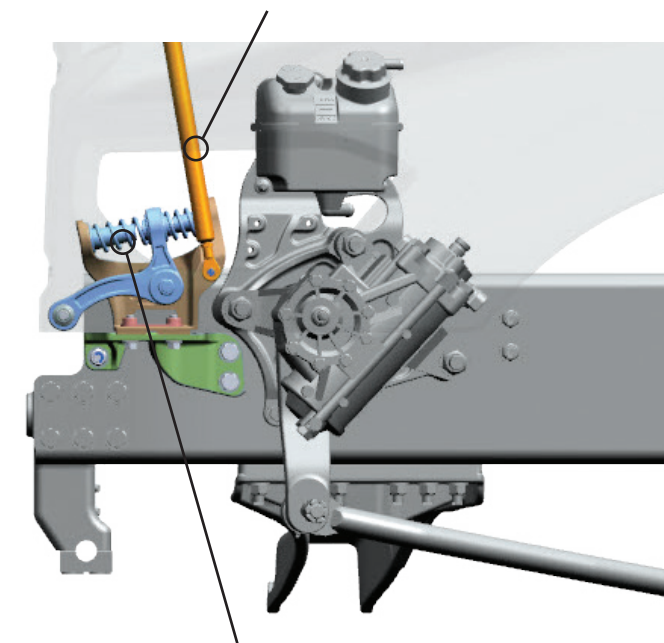


# STRONGER. LIGHTER.

## BETTER. THAN EVER.

The new hoods on the 47X and 49X are engineered to improve durability and performance, as well as provide your operators best-in-class visibility. These new hoods are incredibly strong, thanks to our new molded resin material that's robotically sealed and bonded together for precision-manufactured quality and durability. Each hood is nearly 100 pounds lighter than its previous comparable hood and is designed to resist high impacts to last the life of the vehicle.

**HOOD OPENING ASSIST STRUT**



**ROBUST ISO TECH HOOD SUSPENSION SYSTEM**

The all-new Western Star-exclusive ISO Tech Hood Suspension System is purpose-built to isolate the hood from even the most brutal road conditions.



## SUPERIOR OPERATOR COMFORT

*An interior that's far from ordinary*

# RISE ABOVE

**THE EVERYDAY.**

## DASH

The interiors of the 47X and 49X feature all the comforts that not only let our X-Series trucks stand above the rest, they help make long days a little bit easier. The spaciousness creates an inviting environment, while the insulation, fit and finish improves both sound levels and temperature control. And the ergonomic design puts control and critical information within reach, making even the toughest jobs more manageable. It's the kind of comfort that keeps your operators alert and helps keep your business profitable.





## SUPERIOR OPERATOR COMFORT

Spacious, rugged interior

# STAY IN COMPLETE CONTROL.

The dash in our new X-Series line of trucks is designed to let operators keep their hands on the wheel and eyes on the road. In addition to easy-to-read gauges, the new instrument cluster features our Driver Command Center, which provides a wealth of information such as gear selection, and gauge readings like oil pressure, as well as fault events and feedback from the Detroit Assurance® Suite of Safety Systems.

The ergonomic wraparound dash not only makes the operator's job easier, it provides a modern look that allows up to 13 total gauges on the dash in addition to the six digital gauges available in the Driver Command Center. Combined with our new integrated steering wheel controls, the X-Series not only helps keep operators alert, it helps keep their eyes and hands right where they need to be.



### CONTROLS

Remote mirror and window control switches are within easy reach, located on the door panels for convenience.

### MULTI-FUNCTION STEERING WHEEL

The steering wheel features integrated controls for cruise control, Bluetooth phone, and Driver Command Center interaction, allowing operators to safely keep their focus on the job and the road ahead.

### FLEXPANEL

Proprietary FlexPanel provides the space and flexibility for TEMs to easily integrate body controls, or for customers to mount tablet devices or add up to 24 switches or up to 10 gauges.

### QUICKFIT DASH ACCESS

Located on top of the dash near the windshield to easily route wires to power dash-mounted devices.



### HVAC

The new HVAC system in our X-Series trucks is designed to deliver best-in-class performance, reliability and serviceability with five face outlets, four floor outlets and two side window defrost outlets, as well as 10 blower speeds for optimal performance and operator/passenger comfort.



### STEERING COLUMN

Fully adjustable to provide a full range of motion for increased operator comfort.



### CUPHOLDERS

Three extra-large cupholders are within convenient reach of the operator and designed to hold even the largest beverages.



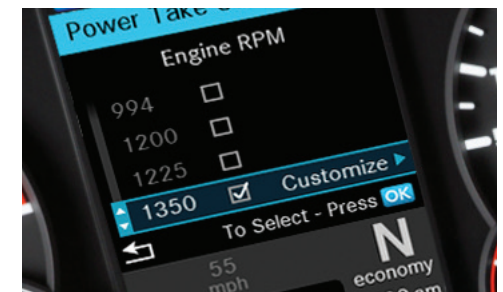
### VOCATIONAL SWITCHES

Rocker-style dash switches are large enough to operate with gloves on, are easy to read with laser-etched graphics and backlighting, and make programming outputs/interlocks easier and upfit faster than ever thanks to our proprietary CHEC Tool.



### TRANSMISSION CONTROL STALK

For automated manual and automatic transmission shifting and engine braking functions for safer operation.



### PTO CONTROL LOGIC

When the PTO is engaged, you can view your engine speed presets in the Driver Command Center and, using the control buttons in the multi-function steering wheel, change engine speeds with the push of a button.



## SUPERIOR OPERATOR COMFORT

Extensive interior options

# DESIGN AS INCREDIBLE


## AS OUR ENGINEERING.

Western Star trucks have always been known for operator comfort and our X-Series trucks take it to another level. Our Base Interior Package includes a selection of durable materials and ergonomic features to deliver long-lasting beauty and comfort that makes working behind the wheel productive and enjoyable.

Upgrading your 47X or 49X to the Premium Interior Package takes that operator comfort and productivity to even greater heights. The Premium package includes features that make long days a little easier like Laredo leather seat and sleeper upholstery, premium insulation for greater quiet and temperature control, premium LED cab lighting for reduced eye strain, along with accents like bright finish steering wheel switches and dash gauge bezels, premium teak trim accents and more that let operators know they're working with a truck that's far beyond ordinary.

### INTERIOR COLOR

X-Series Base



Quarry Grey Charcoal Black

### INTERIOR COLOR

X-Series Premium



Quarry Grey Charcoal Black Timber Brown

### SEATS

X-Series Base



Charcoal Black (Vinyl, Cordura or Mordura) Quarry Grey (Vinyl or Mordura)

### SEATS

X-Series Premium



Charcoal Black Quarry Grey Timber Brown

Available in Mordura cloth (inset) or Laredo Leather and diamond stitching (shown large).



X-SERIES BASE



X-SERIES PREMIUM





**PROVEN POWERTRAIN OPTIONS**

Components with a long history of performance



# THE POWER

## TO GET ANY JOB DONE.

### PROFESSIONAL QUALITY WORK TRUCK POWERTRAIN COMPONENTS FROM DETROIT®

Give your X-Series truck added toughness and dependability with enhanced Detroit vocational engine options, new Detroit vocational transmissions and axles, all designed to work together seamlessly for unmatched performance on the jobsite.

- The Detroit® DD13® Gen 5 and Detroit® DD15® Gen 5, both redesigned with the best in cutting-edge diesel engine technology and engineering for increases in power, durability and productivity with vocational-specific features including new power ratings and improved aftertreatment system to decrease regens
- The Detroit® DD16®, the industry's only 16-liter engine, delivers up to 600 HP and 2,050 lb-ft for demanding applications



### DETROIT® DT12® VOCATIONAL SERIES

The new DT12 Vocational Series of automated manual transmissions has been specially engineered and rigorously tested for the unique needs of vocational trucks. Legendary Detroit quality is combined with cutting-edge technology and durable new components like large, robust gearing for even greater dependability. And you'll find this rugged performance in two new models – the DT12-V and DT12-VX – that boast new vocational features including:

- Rock-Free Mode allows the 49X to free itself from wheel-stuck situations
- Off-Road Mode enables smooth driving on extreme terrain
- Power Launch provides powerful takeoffs while protecting the clutch and driveline



**ROCK-FREE MODE**


### ENGINES




**47X / 49X  
DETROIT®  
DD13® GEN 5**  
**HORSEPOWER**  
Up to 525 HP  
**TORQUE**  
Up to 1,850 lb-ft




**49X  
DETROIT®  
DD15® GEN 5**  
**HORSEPOWER**  
Up to 505 HP  
**TORQUE**  
Up to 1,850 lb-ft




**49X  
DETROIT®  
DD16®**  
**HORSEPOWER**  
Up to 600 HP  
**TORQUE**  
Up to 2,050 lb-ft



**47X  
CUMMINS  
L9**  
**HORSEPOWER**  
Up to 380 HP  
**TORQUE**  
Up to 1,250 lb-ft



**47X / 49X  
CUMMINS  
X12**  
**HORSEPOWER**  
Up to 500 HP  
**TORQUE**  
Up to 1,700 lb-ft



**49X  
CUMMINS  
X15**  
**HORSEPOWER**  
Up to 605 HP  
**TORQUE**  
Up to 2,050 lb-ft

### TRANSMISSIONS


To spec the exact transmission you need, see your nearest Western Star dealer.



**47X / 49X  
DT12-V**  
Automated Manual Vocational Transmission  
**TORQUE**  
2,250 lb-ft  
**GCW**  
160,000 lbs  
**REAR PTO**  
Yes  
**SIDE PTO**  
Yes



**49X  
DT12-VX**  
Automated Manual Extreme Vocational Transmission  
**TORQUE**  
2,500 lb-ft  
**GCW**  
330,000 lbs\*  
**REAR PTO**  
Yes  
**SIDE PTO**  
Yes



**47X / 49X  
EATON FULLER**  
Manual and Automated Manual Transmissions  
**TORQUE**  
1,650-2,250 lb-ft  
**GCW**  
170,000 lbs\*\*  
**REAR PTO**  
Yes  
**SIDE PTO**  
Yes



**47X / 49X  
ALLISON**  
Automatic Transmissions  
**TORQUE**  
1,650-1,850 lb-ft  
**GCW**  
170,000 lbs\*\*  
**REAR PTO**  
Yes  
**SIDE PTO**  
Yes

\*Application approval required over 160,000 lbs. \*\*Application approval required over 170,000 lbs.



**BEST-IN-CLASS SAFETY**

*The leading-edge technology of Detroit Assurance®*

# THE MOST ADVANCED SAFETY SYSTEMS

## EVER SEEN IN THE VOCATIONAL MARKET.

Technology gets tough in the all-new X-Series, the first Western Star trucks to feature the Detroit Assurance® Suite of Safety Systems, the most advanced active safety systems ever offered to the vocational market. From remote logging sites to urban construction sites, Assurance improves safety there and back.

### FEATURES OF DETROIT ASSURANCE


#### ACTIVE BRAKE ASSIST 5

Active Brake Assist 5 detects distance and speed to moving and stationary objects in its path and determines if braking is necessary. It's the only system on the market that works down to 5 MPH, making it ideal for travel in congested urban areas. It also recognizes pedestrians who are about to cross in the truck's path, alerting the operator while partially braking, followed by full braking if the operator does not react. The market leading ABA 5 has fused a camera and radar, which is cutting-edge technology.



#### SIDE GUARD ASSIST

A game changer for safety in and around busy jobsites, optional Side Guard Assist detects objects in the passenger side blind spot and alerts the operator.



#### ADAPTIVE CRUISE CONTROL TO 0 MPH AND BRAKE HOLD MODE

Detroit Assurance enables state-of-the-art features that make an operator's workday safer and more comfortable than ever before. On the road, Adaptive Cruise Control to 0 MPH helps ease driving in stop-and-go traffic as well as mitigate front and rear collisions. And on the jobsite, Brake Hold Mode keeps a truck stopped when the driver removes their foot from the brake pedal, or if their foot unintentionally slips off.

- > LANE DEPARTURE WARNING
- > TAILGATE WARNING
- > TRAFFIC SIGN DISPLAY
- > ACTIVE SPEED INTERVENTION
- > AUTOMATIC HEADLIGHTS/WIPERS
- > INTELLIGENT HIGH-BEAMS
- > FORWARD- AND OPERATOR-FACING VIDEO CAPTURE





BEST-IN-CLASS SAFETY

Safe by design

# VISIBLY DIFFERENT.

## UNQUESTIONABLY SAFE.



### THE X-SERIES WINDSHIELD

Our X-Series trucks feature an all-new, one-piece, roped-in windshield, which is 28% larger than our previous version, making it one of the largest windshields in its class. Other features include:

- 24-inch wiper blades that cross over the center of the glass, providing a 37% improved windshield wiper zone
- One-piece, roped-in windshield is easy to replace and needs no curing to replace, increasing uptime



**BEST-IN-CLASS SAFETY**

*Safe by design*

# SAFETY

## THAT IS EASY TO SEE.

### INTELLIGENT LED HEADLIGHTS

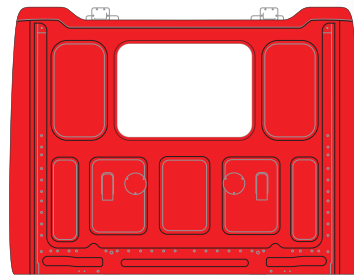
Dual Stage Intelligent LED Headlights are designed to last the lifetime of the truck, with no bulbs to replace ever. Plus, they deliver best-in-class visibility and improved safety with:

- Integrated amber daytime running lights to make the truck more visible to oncoming traffic and on the jobsite
- LED output designed to fully illuminate the road and jobsite, including off to the sides of the vehicle, to reduce eye fatigue while letting operators detect objects sooner
- Dual-stage heat grid to melt away ice in minutes and, in humid environments, eliminate condensation
- High-impact polycarbonate lenses with additional hard coating protection to prevent cracking, scratching or damage to the headlight from road or jobsite debris

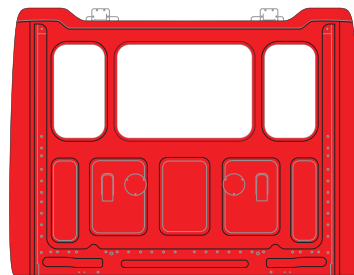


### REAR WINDOW OPTIONS

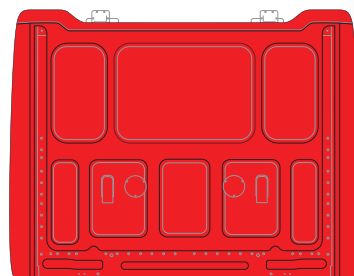
Rear visibility is also maximized on our X-Series trucks. A large single center rear window is standard with day cabs while our new optional high-visibility three-window configuration increases the rear window area by 77% over our previous models. Optional impact-resistant polycarbonate rear window configurations are available, protecting your truck from road or jobsite debris.



Standard Single Rear Window



Optional Three-Piece Rear Window



Optional Solid Wall

### INGRESS AND EGRESS

Western Star designed the 47X and 49X with operator safety in mind, which includes getting in and out of the cab. Some of the features to improve ingress and egress safety include:

- Strategically located grab points and grab handles for safe and comfortable entry and exit
- Metal scuff plates that define the entry and make the cab easy to sweep out, keeping it debris-free
- Highly-visible corrosion-resistant aluminum steps one inch larger than previous models
- Enhanced tread pattern to allow debris to pass through, giving operators a confident foothold when climbing in and out of the truck
- Improved stair step design to provide operators a confident foothold



# STRONG AND STABLE.

## FUNCTION THAT'S INCREDIBLY TOUGH.



### THE C-BAR MIRROR SYSTEM

Visibility is critical, which is why the all-new C-Bar door-mounted mirror arms feature a reduced profile for greater forward visibility for when operators need to see around them. The door and mirror structure was tuned to avoid mirror vibration and deliver a stable image at all times, regardless of vehicle speed or road surface, while also allowing for a wide 70-degree door-open angle. Plus, this reinforced construction, combined with our breakaway feature, means these mirrors can take a hit and not get damaged. All of which means these mirrors improve safety and your bottom line.



DESIGNED FOR UPFIT

Truck Equipment Manufacturer (TEM) friendly



# BUILT TO BE BODIED UP.

## ENGINEERED FOR UPFIT.

The X-Series was designed and engineered with a variety of mid-chassis packaging options, a brand new electrical system and numerous features all to ease body upfit and make accessing wiring and adding controls fast and simple.

### QUICKFIT INTERFACE SYSTEM

The electrical system is the hub of any body addition. Our proprietary QuickFit Interface System makes it easier than ever before to integrate truck equipment to the vehicle's electrical power sources. It features an advanced multiplexed electrical system designed for easy Truck Equipment Manufacturer (TEM) interface, programming and access to power.

- All electronic control units are now stored in the cab in the new dash electronic vault or E-Vault for easy access
- An auxiliary in-cab backwall mounted E-Vault is also available and includes:
  - QuikFit Programmable Controllers
  - QuikFit Connectors
    - QuikFit Interface Connectors
    - Powertrain Interface Connector
    - Body Lighting Interface Connectors (also available back-of-cab or end-of-frame)
  - TEM-specific power distribution module
  - High-current power access
- Additional exterior lighting interface available for snow plow, beacon and utility lights
- Our all new PTO control architecture is designed to simplify complex PTO control logic programming. The sky is the limit for all your logic programming needs, as simple or complex as you want

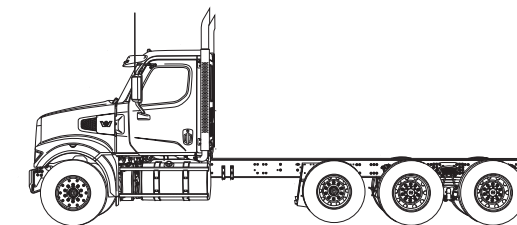


### FLEXPANEL

- Proprietary FlexPanel provides TEMs the space and flexibility to easily integrate body controls, freeing up valuable space between the driver and passenger seats

### MID-CHASSIS PACKAGING


The X-Series chassis was designed to make it easier than ever to mount bodies for any application.



The mid-chassis packaging includes features that deliver clear back-of-cab to ensure more efficient body integration. Key mid-chassis packaging features include:

- Forward-mounted DEF tanks in 8-, 13-, and 23-gallon capacities
- Standard in-cab battery box to optimize frame space. Between rails or frame-mounted boxes also available
- Variety of air tank mounting options available, including below battery box, inside or below frame rail, or perpendicular to the frame
- 25-inch diameter fuel tanks are available from 60 to 150 gallons and can be mounted on either side, forward or aft
- 60-, 80- and 90-gallon rectangular left-hand fuel tanks with raised mounting available for belly plow applications
- Factory-installed split hydraulic/fuel tanks available to save upfit time and maximize frame space
- Updated standard air dryer mounting location clears up frame space behind the cab

**ALL 47X AND 49X TECHNICAL DETAILS CAN BE FOUND IN THE TECHNICAL RESOURCE GUIDE (TRG). FOR ACCESS TO THE TRG, LOG ON TO DTNACONNECT.COM.**



### CHEC TOOL

Western Star's CHEC Tool is the interface to the programmable controllers found on X-Series trucks. It enables TEMs and dealers to view and modify electrical configurations, giving them the power to customize inputs and outputs and change parameters within minutes. With the power of QuickFit and CHEC, what was once considered to be complex, expensive or impossible to do can be accomplished more easily and efficiently.



## PURPOSE-BUILT

Customizable factory options

# BUILT FOR ONE JOB. YOURS.

Both the 47X and 49X are purpose built, with hundreds of options to help you build exactly the truck you need.



**Dual Removable Tow Hoops**  
80,000 lbs



**Center Tow Pin**  
80,000 lbs



**High Capacity Center Tow Pin**  
140,000 lbs

## PTOs

The wide selection of engines and transmissions means you can spec the right combination of PTOs – FEPTO\*, REPTO and transmission-mounted PTOs – which allows you to install the equipment you need on your X-Series truck.

\*Available early 2022

## AIR CLEANER OPTIONS

The optional pre-cleaner removes a majority of particulates out of the air before entering the primary air cleaner, extending filter life and service intervals in off-road environments. Optional snow doors are available to pull intake air from underhood when conditions may cause side air intakes to plug with snow or ice.

## TOOL BOXES

Locking tool boxes are offered in 18-, 24-, and 34-inch widths. They're constructed from durable, lightweight aluminum and can be ordered with plain, polished or diamond plate finish covers.

## BUMPERS

Our X-Series trucks offer three bumper styles in various finishes and thicknesses, as well as a boxed-in bumper with an optional grille guard for logging applications. A bumper mounting position specifically designed to optimize packaging to meet bridge laws, shortening BBC to 110.8", is available.

## FRONT TOW DEVICES

There are a number of towing device options mounted directly to the front frame head for increased strength and durability with ratings from 80,000-140,000 lbs.



## TANKS

### FUEL TANKS

25" diameter, 60-150 gallons

Side, fore or aft mounted

Fuel/hydraulic combo tanks also offered

60-, 80- and 90-gallon rectangular left-hand fuel tanks with raised mounting available for belly plow applications

### DEF TANKS

8-, 13-, and 23-gallons

Mounted in the most forward position, regardless of size

## EXHAUST OPTIONS

Single right-hand cab-mounted vertical exhaust (standard)

Single right-hand mid-chassis-mounted horizontal exhaust

Dual cab-mounted vertical exhaust

Dual frame-mounted vertical exhaust

Back of cab, frame-mounted vertical ATS with topstack

Right-hand outboard under-step-mounted horizontal aftertreatment system with horizontal exhaust

## AXLES CONFIGURATIONS

### STEER AXLES

Detroit® and Meritor – 12,000-23,000 lbs

Detroit® Twin Steer Tandem – 40,000 lbs

### REAR DRIVE AXLES

Detroit®, Meritor and Dana

Single – 21,000-30,000 lbs

Tandem – 40,000-60,000 lbs

Tridem – 69,000-78,000 lbs

### PUSHER AND TAG AXLES

Steer and Non-Steer – 8,000-25,000 lbs

## REAR SUSPENSIONS

AirLiner®, TufTrac, Chalmers, Hendrickson and Neway are available

Single – 21,000-30,000 lbs

Tandem – 40,000-70,000 lbs

Tridem – 69,000-78,000 lbs





SUPERIOR OPERATOR COMFORT

Multiple sleeper options

# KEEP OPERATORS COMFORTABLE

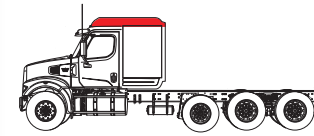
## AND KEEP THEM ON YOUR TEAM.

Operator retention is important for any business, and the new sleeper options on the X-Series line of trucks are designed to keep them both comfortable and happy. From our new trench-style Low Roof to our X-Series Stratosphere High Roof, every sleeper gives operators the space, the features and the amenities that allow them to relax and recharge.




### X-SERIES SLEEPER

#### TRENCH-STYLE LOW ROOF SLEEPER\*



**47X:** Available in 36"  
**49X:** Available in 36"

#### MID ROOF SLEEPER



**47X:** Available in 36", 48"  
**49X:** Available in 36", 48", 60" and 72"

#### STRATOSPHERE HIGH ROOF SLEEPER



**47X:** Not available  
**49X:** Available in 72"



36" Low Roof



48" Mid Roof



60" Mid Roof



72" Stratosphere High Roof

\*Available late 2021



# DESIGNED FOR GREATER COMFORT

## AND PRODUCTIVITY.

There are a number of features and options in the new X-Series sleepers that give operators the living and working space they need when they're on the road to help them rest so they're alert and engaged behind the wheel. Depending on the configuration you choose, some of the amenities include:

- > A comfortable double-bunk option with space-saving telescoping ladder
- > Large sidewall sleeper window insulated for comfort can be tilted out for venting
- > LED Premium Ambient Overhead Sleeper Lighting with dimmer on 72-inch models provides indirect illumination making activities like reading, updating logs or computer work easier
- > Optional operator's loft with dinette/work table that can be folded flat to allow full bed mattress comfort
- > Both side access and baggage doors added for easier access and greater storage



- > Reading light to make sleeper tasks easier while saving battery life
- > Bunk storage lip to reduce likelihood of storage items moving during transit
- > Large passenger- and operator-side storage cabinets
- > Spacious wardrobe cabinet with four inches of additional hanging length
- > Conveniently located microwave cabinet built to accommodate standard appliances
- > Large refrigerator with matching cabinetry or the option to supply your own refrigerator

- > Swiveling flat-panel TV bracket that can support up to a 26-inch screen
- > Multiple DC power outlets
- > A variety of powerful inverter and inverter pre-wire options for AC-powered items
- > Enhanced HVAC for better climate control in bunk area
- > New Idle-Free Dual HVAC system option that provides up to 10 hours of cooling or 34 hours of heating when parked
- > New rear window option





MAXIMIZED UPTIME

Extensive parts and service support

# TOUGH TRUCKS.

## BACKED BY EVEN STRONGER SUPPORT.

Your trucks are a big investment. That's why we make sure you have the factory support you need to succeed.



### 24-HOUR REPAIR

We work to deliver 24-hour repair turnaround with 1,100 Daimler Trucks North America dealer network and partner service locations to assist you, including more than 300 Elite Support locations that handle more than 80% of our parts and service volume.

### PARTS AVAILABILITY

Western Star is your one-stop solution for parts and service. In addition to our service locations, we have 10 Parts Distribution Centers across North America that carry a wide selection of Western Star, Reman and Alliance parts. And with an average delivery time of 12 hours or less on more than 90% of parts orders, your truck will be back on the road fast.

### ADVANCED TECHNOLOGY

We invest in technology that can keep your trucks working and working longer. And that goes well beyond technology like Detroit Connect®. With Western Star, you get a full suite of uptime management services and technology to get your trucks back working as soon as possible.

At your dealer, you'll experience applications like Uptime Pro, Express WriteUp, Techlane™ and Service Tracker which work together to get you checked in quickly, diagnosed quickly and back on the job quickly. And if you perform regular maintenance yourself, Excelerator<sup>SM</sup> is our new e-commerce platform that lets you search, find and buy parts all in one place for ease of use and reduced downtime. At Western Star, even our technology works hard.

### YOU'RE COVERED

Strong support also means having a strong warranty. And Western Star trucks are backed by one of the strongest standard warranties in the business.

Extended coverage plans for your truck chassis are designed to reduce downtime and costly repairs by extending protection for time and mileage above and beyond the factory warranty period. Multiple plans are available for up to seven years/250,000 miles for vocational applications or six years/600,000 miles for on-highway.





MAXIMIZED UPTIME

Detroit Connect®



# PUT THE POWER

## OF DATA TO WORK.

The 47X and 49X make a big advancement in productivity with the Detroit Connect® suite of connected vehicle services, which translates vehicle performance data into real-time information you can use to keep your trucks on the jobsite and out of the shop.

### DETROIT CONNECT VIRTUAL TECHNICIAN®

Standard on any Detroit® engine, Virtual Technician remote diagnostic service on the your X-Series truck helps increase uptime. If your truck experiences a fault, Virtual Technician sends you an alert, notifying you of the severity of the fault and how to fix it. Parts can even be ordered ahead of time, so your trucks spend less time in the shop. It's like having a team of experts from Detroit at your fingertips, working to keep your trucks on the job.

### DETROIT CONNECT PORTAL

The Detroit Connect Portal gives you real-time truck data to make informed decisions about service, helping reduce downtime. This powerful tool offers a holistic view of your vehicle's fault codes and allows you to track fleet trends, giving you the power to plan for scheduled service.

LEARN MORE ABOUT DETROIT CONNECT AT

DEMANDDETROIT.COM



FOR THE WESTERN STAR DEALER NEAREST YOU, CALL 866-850-7827

[WESTERNSTARTRUCKS.COM](http://WESTERNSTARTRUCKS.COM)

**QUALITY BUILT  
IN THE USA**

**DAIMLER** | Western Star - A Daimler Group Brand

WS/MC-B-610. Specifications are subject to change without notice. Western Star Truck Sales, Inc. is registered to ISO 9001:2015 and ISO 14001:2015. Copyright © 2021 Daimler Trucks North America LLC. All rights reserved. Western Star Truck Sales, Inc. is a subsidiary of Daimler Trucks North America LLC, a Daimler company.

Cleveland, NC Portland, OR

